



ཤེས་རིག་རྒྱན་ལག།
མུ་ཏིག་ཐང་འབྲིང་རིམ་སློབ་གྲྭ་གོང་མ།



**MOTITHANG HIGHER SECONDARY SCHOOL
THIMPHU THROMDE**

“Every child is **inspired** to learn and **empowered** with **wisdom** to excel in life”


TRIAL EXAMINATIONS 2020

COMPUTER STUDIES Paper II
(PRACTICAL)

Marks: 100
Time: 3.15 Hours



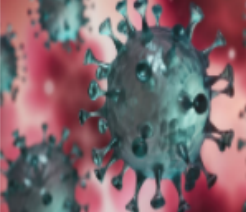
(The first fifteen minutes of the examination are for reading the paper only. Candidates must NOT start writing during this time)

Instructions

1. This paper consists of **TWO** sections: Section A and Section B. Section A is purely on HTML. Section B covers both HTML and JavaScript.
2. Section A is **COMPULSORY**. Section B contains **TWO** questions from which you are required to attempt **ONLY ONE** of them.
3. All your work should be saved in a folder named with your name and class on the desktop. For example,  TsheringDorji 12 Arts A this folder is named with TsheringDorji 12 Arts A.
4. Students are allowed to use **ONLY** notepad for this practical. Use of any other HTML editors will result in cancellation of your work.
5. The intended marks for questions or part of questions are given in brackets [].

Question 1

Create a web page titled “Sangnam Hospital”. Save it as home.html. The webpage should look similar to the screen shot given below:

| | | | |
|---|---|---|---|
|  | <h1>Sangnam Hospital</h1> | |  |
| Welcome to Sangnam Hospital | | | |
| <p style="text-align: center;">Home</p> <p>Covid-19 Certificate</p> <p>History</p> <p>Contact Us</p> <p>Registration form</p> | <p><u>Coughing etiquettes</u></p> <ul style="list-style-type: none">▪ When coughing or sneezing, use a tissue to cover your nose and mouth▪ Dispose of the tissue afterwards▪ If you don't have a tissue, cough or sneeze into your elbow. | <p style="text-align: center;"><u>Announcement</u></p> <p>D. Use face mask. E. Wash your hands with a soap atleast for 20 seconds. F. Avoid gathering. G. Stay home.</p> | <p>Other Links:</p> <ul style="list-style-type: none">• RUB• MOIC• BBS• MoE |
| | <p><u>Wash your hands</u></p> <ul style="list-style-type: none">○ After coughing, sneezing or blowing your nose, wash your hands with soap and water○ Use alcohol-based hand cleansers if you do not have access to soap and water | | |
| |  <p>On 31st December 2019, WHO was alerted to several cases of pneumonia in Wuhan City, Hubei Province of China. The virus did not match any other known virus. This raised concern because when a virus is new, we do not know how it affects people. One week later, on 7 January, Chinese authorities confirmed that they had identified a new virus. The new virus is a coronavirus, which is a family of viruses that include the common cold, and viruses such as SARS and MERS.</p> | | |
| <p>SangnamH@sangnam.com.bt Fax No: 02-323658 Contact No:02-323689</p> | | | |

Instruction:

- a. Use a table to design the layout of the web page of **width** of 900 pixels. Use appropriate **border, width, cell padding** and **cell spacing attributes** to make it similar to the webpage given above. [10]
- b. The header of the webpage contains hospital's **logo** and **name**. Use appropriate pictures, background color, heading levels and font color. [7]
- c. The body portion contains a picture [*use any appropriate picture available in your machine*] and a brief information. Use tags with appropriate attributes to produce similar output as given in the screen shot. [17]

- d. The footer of the web page contains the email link to webmaster SangnamH@sangnam.com.bt and welcome note in **marquee**. Use appropriate background color and appropriate tag attributes. [5]
- e. Apply the appropriate attribute to display the message “Corona Virus” when the mouse is placed over the image present in the body. [2]
- f. The navigation column contains the navigation links as shown below: [9]
- Home – home.html
 - Covid-19 Certificate – certificate.html
 - History – history.html
 - Contact Us – contact.html
 - Registration form – registration.html

Other links contains the following:

- RUB - <http://www.rub.gov.bt>
- MOIC - <http://www.moci.gov.bt>
- BBS - <http://www.bbs.com.bt>
- MoE - <http://www.education.gov.bt>

Section B [50 marks]

(Answer only one of the questions)

Question 2

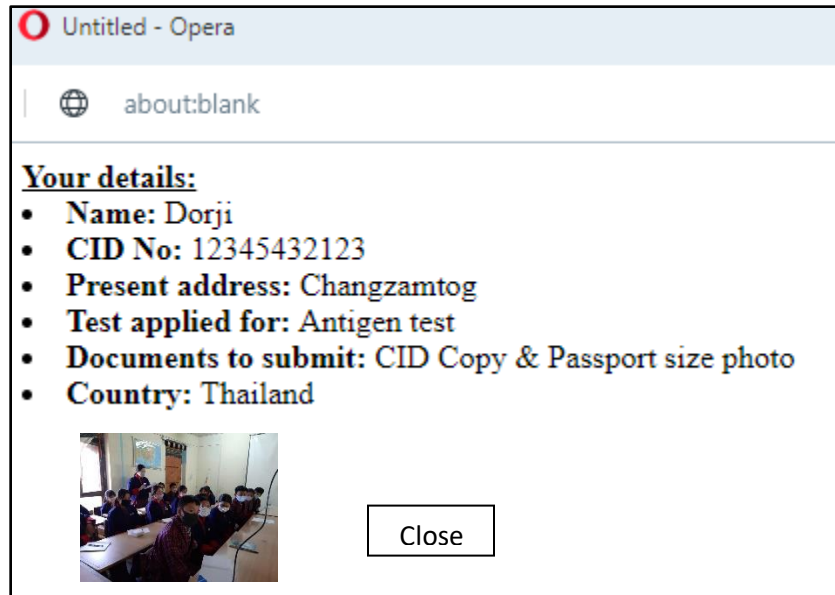
You are required to modify the home page and create another web page titled “registration”. It should be saved as registration.html. The web page should look similar to the screenshot given below:

| | | | | | | | | | | | | | | | | |
|---|---|---|----------------------|---------|----------------------|-------------------|---|---------|--|----------------------|--|------------------|----------------------|--|--|---|
|  | <h1>Sangnam Hospital</h1> |  | | | | | | | | | | | | | | |
| <p>Home Covid-19 Certificate History Contact Us Registration form</p> | <p>Registration Form</p> <table border="1"><tr><td>Name:</td><td><input type="text"/></td></tr><tr><td>CID No:</td><td><input type="text"/></td></tr><tr><td>Test applied for:</td><td><input type="radio"/> PCR test <input type="radio"/> Antigen test</td></tr><tr><td>Country</td><td>India <input type="button" value="v"/></td></tr><tr><td>Documents to submit:</td><td><input type="checkbox"/> CID Copy <input type="checkbox"/> Passport size photo</td></tr><tr><td>Present Address:</td><td><input type="text"/></td></tr><tr><td colspan="2" style="text-align: center;"><input type="button" value="Submit"/> <input type="button" value="Reset"/></td></tr></table> | Name: | <input type="text"/> | CID No: | <input type="text"/> | Test applied for: | <input type="radio"/> PCR test <input type="radio"/> Antigen test | Country | India <input type="button" value="v"/> | Documents to submit: | <input type="checkbox"/> CID Copy <input type="checkbox"/> Passport size photo | Present Address: | <input type="text"/> | <input type="button" value="Submit"/> <input type="button" value="Reset"/> | | <p>Other Links:</p> <ul style="list-style-type: none">RUBMOICBBSMoE |
| Name: | <input type="text"/> | | | | | | | | | | | | | | | |
| CID No: | <input type="text"/> | | | | | | | | | | | | | | | |
| Test applied for: | <input type="radio"/> PCR test <input type="radio"/> Antigen test | | | | | | | | | | | | | | | |
| Country | India <input type="button" value="v"/> | | | | | | | | | | | | | | | |
| Documents to submit: | <input type="checkbox"/> CID Copy <input type="checkbox"/> Passport size photo | | | | | | | | | | | | | | | |
| Present Address: | <input type="text"/> | | | | | | | | | | | | | | | |
| <input type="button" value="Submit"/> <input type="button" value="Reset"/> | | | | | | | | | | | | | | | | |
| <p>SangnamH@sangnam.com.bt Fax No: 02-323658 Contact No:02-323689</p> | | | | | | | | | | | | | | | | |

Instruction:

- Create a form using appropriate form controls like text boxes, labels, drop down menus etc as shown in the screenshot above. [10]
- In Name field it should accept only text, if number is entered alert a message “Please enter only text.” [5]
- In CID No. field it should accept only numbers and 11 digits and pass an appropriate message. [5]



- d) Write a JavaScript function “validate()” to check that none of the fields are left empty with an appropriate message. [10]
- e) When clicked on SUBMIT button, it should display the information in a new window with a picture and a close button only if all the fields are filled up as shown below: [18]



- f) Following a good programming practices. [2]

Question 3

You are required to modify the index page and create another web page titled “covid-19 certificate”. It should be saved as certificate.html. The web page should look similar to the screenshot given below:

| | | | | | | | | | | | | | | | | | | |
|---|--|---|----------------------|---------|----------------------|-------------------|---|-----------|---|----------|--|-------|--------------------------|--------------|----------------------|--|--|--|
|  | <h1>Sangnam Hospital</h1> |  | | | | | | | | | | | | | | | | |
| <p style="text-align: center;"> Home Covid-19 Certificate History Contact Us Registration form </p> | <p style="text-align: center;">Apply for Covid-19 certificate</p> <table border="1" style="width: 100%;"> <tr> <td style="width: 30%;">Name:</td> <td><input type="text"/></td> </tr> <tr> <td>CID No:</td> <td><input type="text"/></td> </tr> <tr> <td>Test applied for:</td> <td>PCR test <input type="button" value="v"/></td> </tr> <tr> <td>Category:</td> <td><input type="radio"/> Students <input type="radio"/> Others</td> </tr> <tr> <td>Country:</td> <td><input type="radio"/> India <input type="radio"/> Thailand</td> </tr> <tr> <td>Fees:</td> <td>Nu. <input type="text"/></td> </tr> <tr> <td>Testing Date</td> <td><input type="text"/></td> </tr> <tr> <td colspan="2" style="text-align: center;"> <input type="button" value="Check your fees and Testing date"/> <input type="button" value="Reset"/> </td> </tr> </table> | Name: | <input type="text"/> | CID No: | <input type="text"/> | Test applied for: | PCR test <input type="button" value="v"/> | Category: | <input type="radio"/> Students <input type="radio"/> Others | Country: | <input type="radio"/> India <input type="radio"/> Thailand | Fees: | Nu. <input type="text"/> | Testing Date | <input type="text"/> | <input type="button" value="Check your fees and Testing date"/> <input type="button" value="Reset"/> | | <p>Other Links:</p> <ul style="list-style-type: none"> • RUB • MOIC • BBS • MoE |
| Name: | <input type="text"/> | | | | | | | | | | | | | | | | | |
| CID No: | <input type="text"/> | | | | | | | | | | | | | | | | | |
| Test applied for: | PCR test <input type="button" value="v"/> | | | | | | | | | | | | | | | | | |
| Category: | <input type="radio"/> Students <input type="radio"/> Others | | | | | | | | | | | | | | | | | |
| Country: | <input type="radio"/> India <input type="radio"/> Thailand | | | | | | | | | | | | | | | | | |
| Fees: | Nu. <input type="text"/> | | | | | | | | | | | | | | | | | |
| Testing Date | <input type="text"/> | | | | | | | | | | | | | | | | | |
| <input type="button" value="Check your fees and Testing date"/> <input type="button" value="Reset"/> | | | | | | | | | | | | | | | | | | |
| <hr/> <p> SangnamH@sangnam.com.bt Fax No: 02-323658 Contact No:02-323689 </p> | | | | | | | | | | | | | | | | | | |

Instructions:

- a. Create a form using appropriate form controls like text boxes, labels, drop down menus etc as shown in the screenshot above. [10]
- b. In Name field it should accept only text, if number is entered alert a message “Please enter only text.” [5]
- c. In CID No. field it should accept only numbers and 11 digits and pass an appropriate message. [5]

- d. Write a JavaScript function “validate()” to check that none of the fields are left empty with an appropriate message. [10]
- e. After selecting test applied for, category and country, when clicked on **check your fees and testing date** button following message should display in the respective text boxes. See screenshot given below. [15]

| Test applied for, Category and Country | Fees |
|--|------|
| PCR test, student and India | 1500 |
| PCR test, student and Thailand | 2500 |
| PCR test, others and India | 3500 |
| PCR test, others and Thailand | 4500 |
| Antigen test, student and India | 5000 |
| Antigen test, student and Thailand | 6500 |
| Antigen test, others and India | 7000 |
| Antigen test, others and Thailand | 9500 |

| | |
|--|--|
| Name: | <input type="text" value="Dorji"/> |
| CID No: | <input type="text" value="12343245432"/> |
| Test applied for: | <input type="text" value="PCR test"/> ▼ |
| Category: | <input checked="" type="radio"/> Students <input type="radio"/> Others |
| Country: | <input checked="" type="radio"/> India <input type="radio"/> Thailand |
| Fees: | Nu. <input type="text" value="1500"/> |
| Testing Date | <input type="text" value="12th December"/> |
| <input type="button" value="Check your fees and Testing date"/> <input type="button" value="Reset"/> | |

- f. When clicked on **check your fees and testing date** button testing dates should display in its text box as shown in the screen shot given above. [3]

| Test applied for | Testing Date |
|-------------------------|---------------------------|
| PCR test | 12 th December |
| Antigen test | 17 th December |

- g. Following a good programming practices. [2]